



NEWSLETTER – April 2025

Poetry Stars Shine at the Portslade Poetry Festival!

This term, every child in KS2 embraced the magic of poetry, learning and performing a poem in assembly. It was wonderful to see their confidence and creativity shine! From there, five talented children from each year group were selected to represent our school at the Portslade Poetry Festival Competition at Brackenbury Primary. The excitement grew as one child from each year group made it through to the semi-finals, competing against other schools in our Portslade cluster. The inspiring poet Roy McFarlane and Carolynn Bain from Afrori Books had the tough job of judging, as every performance was truly incredible. Our amazing semi-finalists were:

Etta (Year 3) – delivered a beautiful performance of *Sampan* by Tao Lang Pee.

Luca (Year 4) – cast a spellbinding recital of *The Witches' Spell* from *Macbeth* by William Shakespeare.

Olive (Year 5) – although she couldn't be with us on the day, she gave captivating readings of *Something Wondrous* by Joseph Coelho in rehearsal.

Lebron (Year 6) – wowed the audience with a dynamic performance of *Don't!* by Michael Rosen.

and then came the grand finale... we have a champion! A huge congratulations to Lebron from Year 6, who wowed the judges in the final and won the entire competition. His stage presence was simply outstanding—we wouldn't be surprised to see him on TV or in films one day!

A massive well done to every child who took part—you were all brilliant, and we are so proud of you!



Dates – Coming up!

April 22nd—INSET Day

Wed 23rd April—Y3/4 Children's Parade workshop

Wed 30th April—Whole school Skipping workshops!

Fri 25th April— FOPGS Quiz Night

Sat 3rd May – Brighton Children's Parade (yr3/4)

Mon 5th May—May Bank holiday

Tues 6th May—Y5 trip to Waterhall Nature Reserve

Mon 12th– Thursday 16th May—Year 6 SATS tests.

Monday 26th May—Half Term

Dance at the Dome

On March 20th, our amazing Year 5 and 6 dancers performed at the Let's Dance Event at the Dome. It was a really uplifting evening and their performance was fantastic. Thank you to Mrs Jones, Mrs Gupta, Mrs Tully and Ms Cierniak who supported them to take part in the dress rehearsal and performance and to Miss Katie (our dance teacher) and all the parents who came to watch



Pupil Voice from the Classrooms

All of classes have completed their Spring Term Topics. We asked the pupils what they have most enjoyed and so in their words.....

Reception

This half term we have been learning about where our food comes from. We have focused on the farm, farm animals and all the jobs that take place on a farm. During our play we have enjoyed cleaning the dirty farm animals. We had great conversations about what we knew about the different animals.

Potatoes grow under the ground – Ava

Bacon comes from pigs – Romanand ham – Leo M

Horses live in a stable - Ila




As part of our Literacy work on The 3 Billy Goats Gruff we also built bridges which involved lots of teamwork and collaboration.



"If we didn't have bridges we wouldn't be able to cross water"– Dawson

Year 1

I enjoyed making up my own maths equations (Gabi)



In our P.E lessons we practised different rolls and shapes. This is a tuck Shape (Elijah)



In History, we have been learning about significant people and what make them important.

We learnt about Rosa Parks– she was really brave. (Jacob)



Year 2

In Geography, we have been learning about hot places including Jamaica. On Jamaica day we learnt all about different famous Jamaicans like Valerie Bloom and Usain Bolt. We flew to Jamaica to try lots of Jamaican fruit and food. In the afternoon we started writing our non fiction pages with all of our facts about Jamaica.



In English, we have been reading a book called Ossiri and the Bala Mengro.
'We were visited by Ossiri in our classroom. She is from the book we have been reading' (Sam)



We tried lots of different fruit and Jamaican food like spiced bun, water crackers and plantain chips. (Bligh)

I loved trying the Jamaican fruit (Nikolas)

I've never tried Mango before. I LOVE IT! (Peter)



Year 3



In Geography this term we have been exploring the question 'Are other places like my home?' We have been using digital mapping tools, atlases and images to learn about the location of different countries in Europe and the physical and human features of Italy. We also used street view to help us compare the streets of a town in northern Italy to Portslade/Brighton.

In English this term, we have been reading the iron man. He is a robot that loves eating metal and causing chaos in the village. In groups, we learnt and performed a paragraph from the book. We used a volume, actions and chorus speech to make it engaging. We also wrote a letter in the role of a Farmer to the main characters dad to persuade him to help us destroy the Iron Man. (Archie)



Year 4

"In English we have been reading the story of Varjak Paw. We had lots of fun role-playing parts of the story. This helped get us ready for writing." (Baxter and Mila)



"In Art, we have been looking at flora and fauna. This means we have been studying nature! We really enjoyed doing detailed sketches of insects close up and then creating a wild meadow scene." (Lilia and Romi)

Year 5

In English this half term, we really enjoyed drama and role play, which helped us with our writing. We really enjoyed 'Rose Blanche' and writing a newspaper report about her disappearance. We felt like real journalists. We also enjoyed learning a poem "WAR" written by Edward Starr and performing it to the rest of the class.



"This half term in Maths, I really enjoyed the area and perimeter unit. I found it really fun." (George)

We really enjoyed learning about decimal fractions and solving word problems. (Joshua and Aiden)

Year 6


This term I have been making the shelters in DT. It was a bit tricky to make the cube, which was the inside because you needed a lot of hands to hold it while it stuck together. My favourite part was decorating the base. We made a duck and a pond! I've also played lots of sports for the school, football, netball and athletics. Football is my favourite because I play outside of school as well as for the school team (Summer)



This term I have really enjoyed our gymnastics sessions in PE. I had never used any gymnastic apparatus before, so it was really good fun. I've learnt to climb up the rope and swing and use the rope ladder which was tricky. I needed lots of balance to walk on the beams and I really enjoyed working with my group to make a sequence on the floor mats. (Nilshikha)

Children's Parade Workshops

A huge thank you to Rebecca Cluett, Kirsty Butler and Claire Santorelli, the parents who have worked with Mrs Ford to start building our structures for the Children's Parade. They look amazing. We have had the first of two workshops for pupils to complete the build and their costumes. Do come and spot us on the parade on the 3rd May! Thank you to the FOPGS who contributed to the purchase of the materials for the parade.



Subject Focus

Expressive Art and Design



EYFS—Boxes, Boxes, Boxes!

Recently, we have read several stories about boxes. The stories gave us lots of creative ideas for when we use the craft area. They also taught us about the importance of friendship and collaboration. We were all set the challenge to create something with one box and a partner. First we had to decide what to build, then build it, then ask some friends how we could make it even better.

We used lots of skills such as speaking, listening, turn-taking, negotiating and compromising. We also developed our cutting skills using scissors and explored different ways to join materials using tape and glue.

We shared the colouring – Ella

Arlo let me draw first, he was kind – Orla


Alfie listened to my ideas – Olive



Subject Focus

Design and Technology and Art

Through our Art and Design and Technology curriculum, pupils learn about different Artists and Designers and are provided with opportunities to collaborate and develop their creativity and innovation. Pupils develop the skills required to use different tools and techniques and explore different media in projects which link to their termly topics. The following gives a flavour of their learning from the Spring term.



Year 1 - Moving Vehicles

As part of our DT project we made moving vehicles. First, we learnt about how cars move and the new vocabulary.



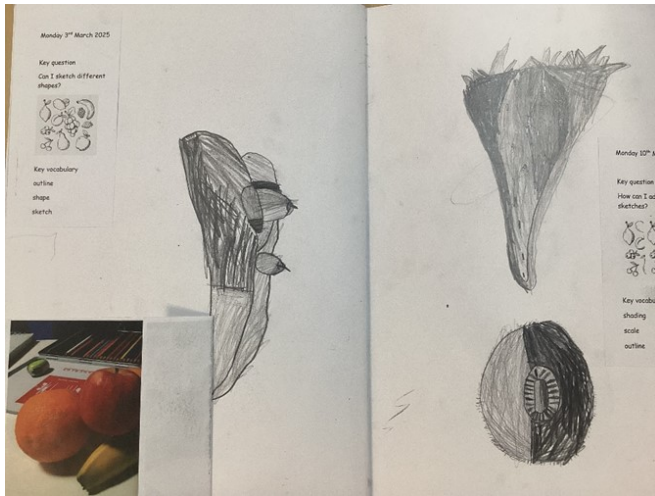
Wheel, Axles, Chassis

Then we designed our own moving vehicles and thought about the resources that we would need. We made prototypes first. Finally, we made our moving vehicles. We had lots of fun!



Subject Focus

Design and Technology and Art




Year 2—Still Life

In year 2 we have been doing still life drawings of fruit inspired by Paul **Cezanne**. We have been improving our sketching skills and working in oil pastel. Our final piece was to use clay to show the detail of the inside of fruit.



Subject Focus

Design and Technology and Art







Year 3—Flora and Fauna

In art this half term, we have been looking at the topic 'Flora and Fauna'. We have used different media to draw a range of flowers and animals to support us with our final piece. They will be displayed in the hall and look amazing!







Q1: What type of bread is good for pizza? 5th February 2025

What different breads are there?
How do breads differ?
Vocabulary: base, dough, yeast, purpose

Type of bread: wraps My rating:    

My comments:
It was tasty, always nice to have whole some cheese cheese. I would not recommend this for pizzas, it's very floppy.

Type of bread: Bagel My rating:    

My comments:
The bagel has a lovely soft thickness and a decent hardness for the crust. I would make recommend this for a pizza.

Food tasting

and

Designing

Q2: How do you make pizza? 12th February 2025

How do you make the pizza base?
What order do we need to do things?
How long does it take to cook?
Vocabulary: mix, knead, combine, measure, pour, prove, bake.

Instructions: How to make a Six Inch Pizzas

Ingredients: 250g flour, 250g water, 2 1/2 tsp salt, 5g yeast, 100g olive oil, 200g cheese

Equipment: Bowl, Rolling pin, Tray, Knife, Rolling pin, Rolling pin

Method: 1. Mix the flour, water, salt and yeast in the bowl. Knead the dough for 10 minutes. Roll out the dough into a circle. Bake in the oven for 10 minutes. Add the toppings and bake for another 10 minutes.

Year 4 Pizza Making

As part of our new geography topic – Expansive Europe – we have been learning about, and comparing Italy, to our own country and town. Our DT this term involved learning about the history of pizza, as well as understanding the types of ingredients used in pizza making. We sampled different ingredients in order to make choices when we made pizzas. We then spent the morning making our pizza dough before letting it rise. A little later, we stretched out the dough and started to assemble the ingredients.

Our final lesson was then an opportunity to taste our pizzas and then to evaluate the final product, thinking about what we thought went well and what we would improve or change next time.



Making and
Evaluating

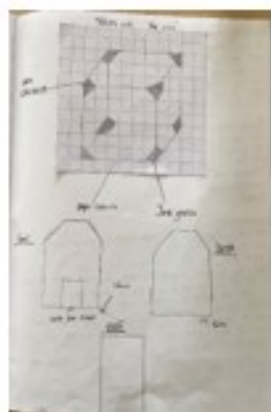


Year 5 and 6 - Investigating, Designing and Making Anderson Shelters

Investigating



Designing



Making





The final product!



This project was linked to our topic about World War 2—'We'll Meet Again'.

We learnt about Air Raid shelters and how they were used during the war. Our DT project was to investigate, design, make and evaluate our own model of an Anderson shelter. We measured and cut wood and joined it using triangulation and Jinx joints. We then covered the structure with corrugated card and created gardens to show how they may have looked. Finally we evaluated our projects, discussing what went well and how we might do things differently if we were to do this again.

Year 5— Pupil Action Project—South Downs Rangers

‘Learning about Biodiversity’



This term, Year 5 pupils took part in enrichment activities that link with their Pupil Action project – ‘South Down Rangers’. This forms part of our ‘Our City Our World Project and links to our learning about the sustainable development goal - to take action to combat climate action.

Pupils found out about the biodiversity and sustainability of our unique chalkland environment (a designated UNESCO world biosphere) and took part in different outdoor learning activities. The project started last term with a visit from one of the rangers from the Sussex Wildlife Trust. Pupils learnt about: the formation of the South Downs (featuring dinosaurs and prehistoric plankton!); the unique ecology of chalk grassland and a fantastic variety of birds, insects, mammals and reptiles which make their home in the South Downs.

As part of this project, pupils had the opportunity to visit Truleigh Hill YHA where they worked with the organisation ‘**Schools without Walls**’ in various outdoor activities including pond dipping, making willow nature dream catchers, minibeast nature hunts and shelter building with natural materials.

A huge thank you to all the parents/carers who helped with transport to and from the YHA—this allowed us to make the trip very cost effective for everyone.



Sporting News!

Girls Football

On Tuesday 4th March, our girls team played in the Roxboro Cup against St Nicolas. Our girls started strong and controlled the game from start to finish. Well done, girls, we are into the next round! St Nicolas 0 – 8 Peter Gladwin

On Friday 28th March, the girls played Elm Grove in the Sports Cool Cup. This was another composed and confident performance from the team, with goals coming from a range of players! Well done, girls!

Peter Gladwin 8 – 1 Elm Grove

Boys Football

On Friday 12th March, our boys team played in the Stearman Cup at Cottesmore Primary. Unfortunately, Cottesmore proved a little too strong on the day and deserved the victory. Though we lost, it was really pleasing to see the effort and determination the boys continued to show right to the end. Cottesmore 4 – 0 Peter Gladwin

Netball

The first match of the season for the year 5 netballers. What a team!. We were 1-0 down then they clawed it back with a 4-1 win!. Fabulous netballing! Year 6 then also played St Andrews with a another successful win.

Our Netballers also played in the Stinger Cup Tournament. We had rain, sleet and sun, yet they battled on. The team worked so hard, with great determination and resilience. I'm very proud to say that we came 3rd out of 9 schools.




A huge congratulations to the netballers who played this week in the Hove and Portslade tournament against 8 different schools. They worked so well as a team with excellent shooting and passing. They battled their way to the top and won the overall competition taking away the champions cup!





Attendance Matters

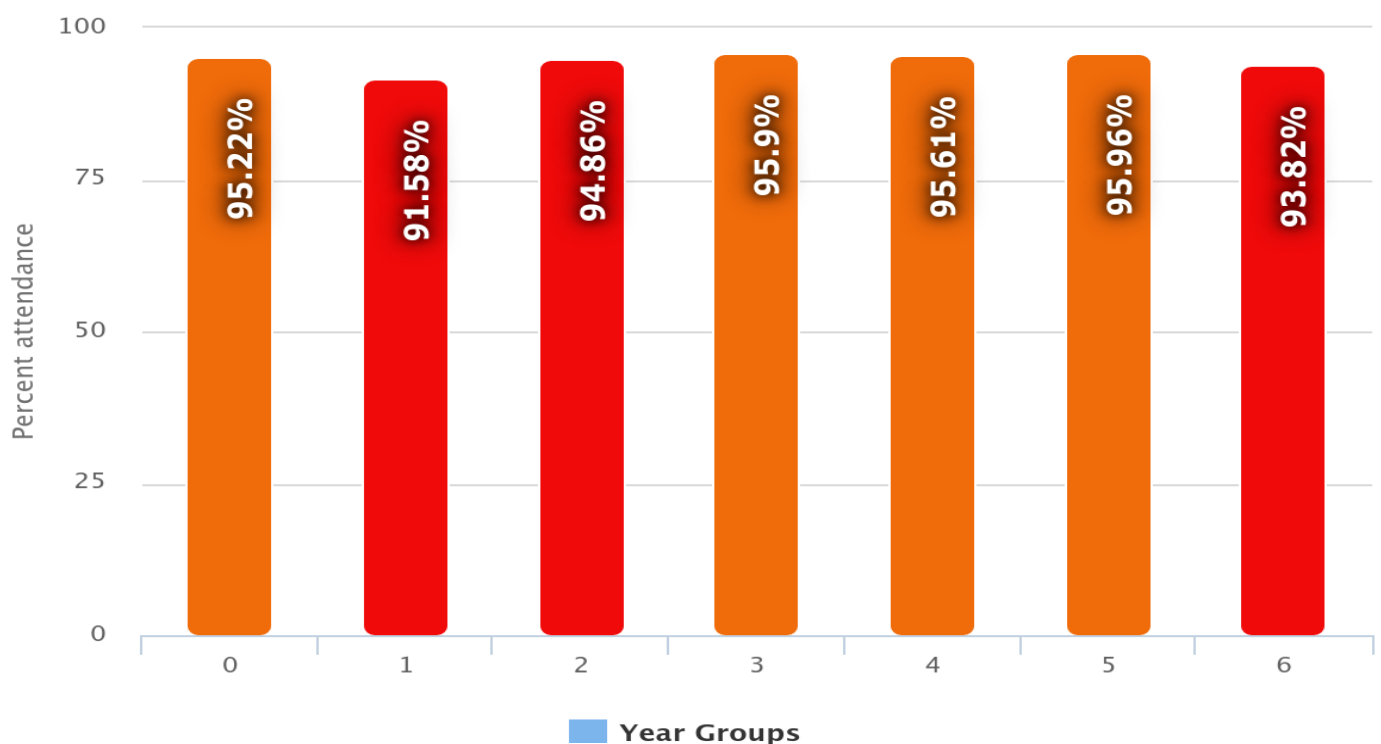


| WHAT IS GOOD ATTENDANCE? | | | | | |
|--|---|----------|---|----------|----------|
| 190 days | 180 days | 178 days | 163 days | 161 days | 143 days |
| 100% | 95% | 94% | 86% | 85% | 75% |
| Good | Worrying | | Serious Concern | | |
|  |  | |  | | |
| Only 1-2 day missed per term | Between 3-8 days missed per term | | More than 9 days missed per term | | |


In September, the government released new statutory guidance for school around supporting pupil attendance. Brighton and Hove LA produced a new model policy reflecting this which Peter Gladwin has adopted. This can be found on our website. <https://www.gladwin.brighton-hove.sch.uk/policies>. This explains the support available for pupils/families struggling with attendance and the circumstances under which a fixed penalty notice may be issued. Please note, this policy does not allow for holidays taken during term time to be authorised.

We know that good attendance has a direct impact on children's wellbeing and their learning. Our overall attendance target is 97%.

The graphic below shows the current attendance levels for our school. Please support the school by aiming for 100% attendance.



World Book Day at Peter Gladwin



Which book did you choose?



THE BOOK NOOK

Book Fair

Thank you for your support. We raised £190 for new books!




Each class performed an MC Gram-





Children competed for the 'Ultimate Character Champion'

What is the Ultimate Character Champion?

- 1 Character Synthesis
Pupils synthesize knowledge about favourite book characters, real or fictional.
- 2 Battle for the Top Spot
Characters compete to become the Character Champion of Champions.
- 3 GOAT Status
Pupils fight for their character to gain "Greatest of All Time" status.



The whole school 'Dropped Everything and Read' throughout the day.



World Book Day at Peter Gladwin



6 MARCH 2025