


Years 4 Homework Grid






Roman Britain





This grid shows the homework that is connected to the topic for the whole term. There may also be additional maths and/or spelling, as well as an expectation that the children read regularly (every day) at home.

For the topic related homework, it is expected that the children **complete one activity each fortnight**. Try different activities from different rows and columns.



Roman Britain Homework Grid

Hands on	Maths	Art	Speaking & listening	Written	Computing
<p>Make Roman bread! Recipe below.</p> 	<p>Roman Numerals. I = 1 V = 5 X = 10 L = 50 C = 100 D = 500 M = 1000</p> <p>Complete the sheets below.</p>	<p>Design and make a mosaic artwork.</p> 	<p>Write your own speech as Boudicca to rouse a rebellion. What would you say to encourage the Celts to fight? Film or perform to the class.</p> 	<p>A Day in the Life of a Roman Soldier.</p> <p>Research a soldier's daily life.</p> <p>Write a diary about your experiences – don't forget your feelings!</p>	<p>Build a virtual Roman villa.</p> 
<p>Create your own Roman inspired piece of armour or weapon.</p>	<p>Using Roman numerals, create a schedule for the day of a soldier.</p> 	<p>Draw yourself as a roman soldier.</p>	<p>Comparison between the life of a poor and rich child in ancient Rome.</p>	<p>Imagine you are the leader of the Roman army, create a speech to prepare your soldiers for battle.</p>	<p>Stop motion animator of different roman soldiers getting their armour on for battle.</p>

<p>Create a piece of Roman jewellery.</p>	<p>BBC Romans shopping challenge.</p>	<p>Create illustrations/a comic to go with a Roman story or myth.</p>	<p>Retell a Roman myth or legend.</p> 	<p>Set of instructions on becoming a gladiator.</p>	<p>Create a fact file of a Roman god/goddess.</p> 
<p>Make a popup Roman landmark.</p> 	<p>Investigate the measurements that the Romans used.</p>	<p>Design/make your own Roman coin(s).</p> 	<p>Choose a Roman invention and convince us that it was their best invention.</p>	<p>Use the roman alphabet to write your name or a message.</p>	<p>Research names of the Roman months.</p>

Roman numerals: introduction

These are the Roman numerals:

It's just all too Roman for me...



I	V	X	L	C	D	M
1	5	10	50	100	500	1000


The rules for making numbers with these numerals are as follows:

- 1 The numerals should be written in order of size, with the biggest first.
- 2 The same numeral cannot be written more than three times in a row.
- 3 Writing a numeral after a bigger numeral means 'add it on'.
(VII means $5 + 1 + 1 = 7$ and XIII means $10 + 1 + 1 + 1 = 13$)
- 4 Writing a numeral before a bigger numeral means 'subtract it'.
(IV means $5 - 1 = 4$ and IX means $10 - 1 = 9$)
- 5 I can be used before V and X.
- 6 X can be used before L and C.
- 7 C can be used before D and M.



VIII	$5 + 3 = 8$	XIV	$10 + (5 - 1) = 14$	XCII	$(100 - 10) + 1 + 1 = 92$
XCV		XL		CDXV	
XXXIX		XXIV		CM	
DXL		DCC		MM	

ROMA-Robo-Challenge



$$\boxed{} + \boxed{} + \boxed{} + \boxed{} = \boxed{}$$



Roman numerals game

CCL	CCC	CC	CD
CXXV	CL	XC	XL
XXX	X	V	IX
V	XX	X	L
II	I	III	IV

Roll a counter onto the board and record where the counter lands before it is retrieved. The first person to reach a total of 500 (or more if the game is to be extended) is the winner.

Challenge: Create your own Roman numeral board game.

